

## 7. The Long-Down

Halt at the designated Start Point in the "Basic Position".

Upon a signal from the judge, "Down" the dog and move at least 30 paces away.

When the other handler finishes Exercise 6, the Judge will signal you to return to your dog.

Go around your dog and halt next to the dog. Call the dog into a "sit" to complete the "Basic Position".

Attach the lead. Proceed to the Judge to "Report-Out" if you had completed the Obedience Test. Otherwise go directly to the Start Point of the Obedience Test.

Dogs work in pairs. While one dog does the "Long-Down" ( $\pm 10$  minutes), the other dog does the Obedience.

### Important Notes

The "sit" is very important. The dog has to "sit" 13 times during the test.

Bonding between handler and dog is important. A dog that runs off the field to avoid the handler is disqualified.

Praise the dog at the end of each exercise.


It is difficult to train the "sit front" in the Recall. However, the dog is not significantly penalised if it returns directly to the side of the handler to complete the exercise.

If the dog is in the "sit" or "down" position, avoid eye contact as this may cause the dog to break the position.

A light 1m lead that could easily fit into a pocket is recommended for the test.

8


# BH Made Easy



## Companion Dog Trial / Begleithundeprüfung BH-VT

© Frikkie J van Kraayenburg

### 3. Heel On-lead Through Crowd

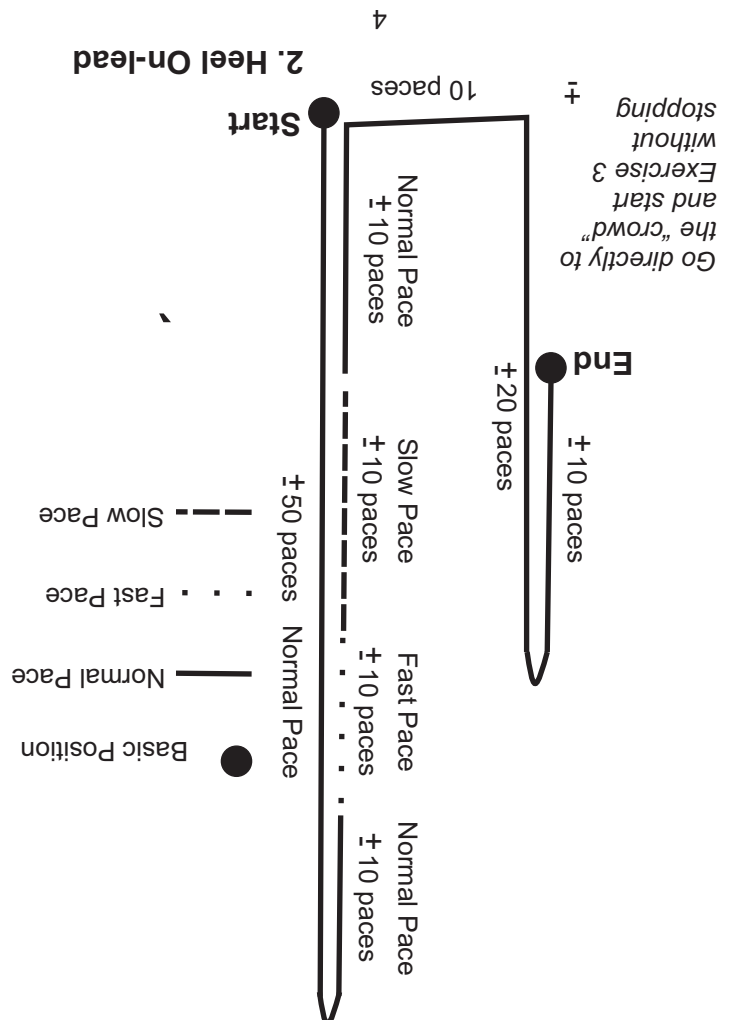


Normal Pace

Basic Position

5

### 2. Heel On-lead



4

10 paces

Go directly to the "crowd" and start Exercise 3 without stopping ±

± 20 paces

± 10 paces

± 10 paces

± 10 paces

± 10 paces

± 50 paces

Basic Position  
Normal Pace  
Fast Pace  
Slow Pace

**The BH consists of two parts:**

- An Obedience Test done individually and
- A Traffic Test done in a group

**The dog must be able to:**

- Walk at heel "on-lead" with turns,
- Walk at heel "off-lead" in a straight line,
- "Sit",
- "Down" for 10 minutes, and
- Come to the handler when called ("Recall")

**The Obedience Test**

**Every** exercise starts and ends in the "Basic Position": the dog sits next to the handler with its feet in line with the handler's toes (as seen on the cover).

**Every** "Basic Position" should be held for at least three seconds before proceeding.

Dogs work in pairs. Handlers may decide amongst themselves who does the "Long Down" first while the other does the Obedience.

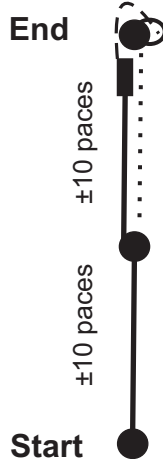
The lead is held in the left hand when the dog is "on-lead" and put in a pocket when "off-lead".

Choke chains must be locked on "dead choke".

In the "Recall" the dog should come to a sit position in front of the handler ("sit front") and called into the "Basic Position" after a short pause of about three seconds.

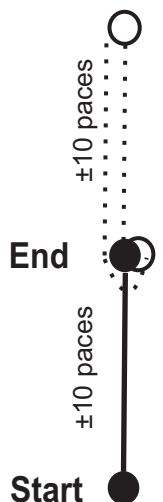
All about-turns are left about turns.

A command is permitted at each change of pace.



**6. "Down" with "Recall"**

- Handler turns to face dog
- Waits 3 seconds
- "Recall"
- Finish in Basic Position, dog coming around handler
- Halt in Basic Position
- Handler "Downs" dog
- Proceeds without dog



**5. "Sit-stay"**

- Handler turns to face dog
- Waits 3 seconds
- Returns to dog
- Finish in Basic Position, handler coming around dog
- Halt in Basic Position
- Handler "Sits" dog
- Proceeds without dog

Go to the Start Point, assume the Basic Position and start the test when the Judge signals you to do so.

- your name
- your dog's name
- the test you are doing, in this case "BH"

When requested thereto, give

Approach the Judge and assume the "Basic Position"

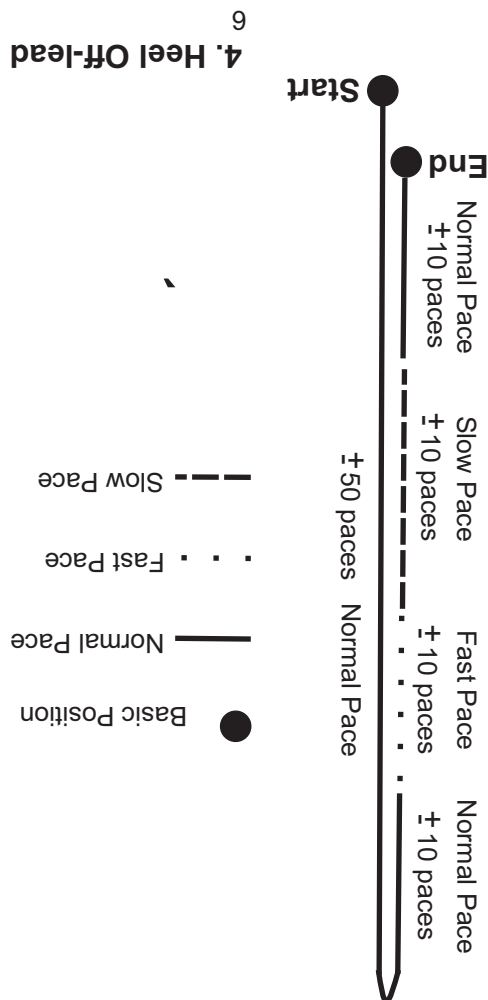
**1. Report-in to the Judge**

Only those that pass the Obedience Test participate. Dogs are tied up in a public area and the handlers move to an area out of sight of the dogs. The dogs are exposed to traffic, a stranger, another dog and a bicycle with ringing bell. At no time may a dog react negatively or act aggressively to a stranger or another dog.

**The Traffic Test**

1. Report-in to the Judge
2. Heel on-lead
3. Figure-of-eight "Heel on-lead" through a crowd
4. Heel off-lead
5. "Sit-stay" with handler moving away from the dog
6. "Down", move away from the dog and "Recall"
7. "Long-Down" while another dog does the Obedience
8. Report-out

**The 8 components of the Obedience Test are:**



**4. Heel Off-lead**